





COMPUTER VIDEO MEASUREMENT SYSTEM

CVM-PLATING : FOR PLATING OR COATING THICKNESS MEASUREMENTS



1. The system uses high quality color CCD and frame grabber to capture superb s-video images. This assures accurate and reliable measurement results.
2. It uses a movable, rotary and adjustable parallel line pair for fast linewidth measurement.
3. It uses a movable and rotary angled line pair for fast angle measurement.
4. It uses a movable and adjustable circle for fast radius measurement.
5. The measured data is displayed live in a report table and is editable. The SPC control chart of the measured data can be calculated and displayed or printed whenever needed. All measured data can be saved and re-loaded.
6. The color of the measurement tools can be selected. The measured values and the measurement tools can be annotated to the image and saved.
7. The image being measured can be enlarged, saved and re-loaded.

SYSTEM CONFIGURATION

1. Inverted metallurgical microscope with incident light illumination, 4X, 10X, 20X and 40X plan objectives.
2. Matrox PCI frame grabber with s-video input, Sentech color CCD camera with s-video output.
3. PC with 2GHZ or higher CPU, 256MB DDR RAM, 40G or higher hard disk. Windows XP.
4. Windows software with LINEWIDTH, ANGLE and RADIUS measurement and SPC control chart outputs. Image capture and save.